


RIEJU



NUUK

CATÁLOGO TÉCNICO  
GEN TRACKER





# TRACKER

## Version

All-road leisure



### Main features

|  |                       |   |   |
|--|-----------------------|---|---|
|  | <b>Engine Version</b> | Tracker 4.0   8.5   |   |
|  | <b>Power</b>          | 4,0 kW   8,5 kW   |   |
|  | <b>Max. speed</b>     | 45 km / h   110 km/h  |   |
|  | <b>Range</b>          | 4.0 Engine: 120 km efficient driving / 100 km normal driving                  | 8.5 Engine :120 km efficient driving / 85 km normal driving |
|  | <b>Batteries</b>      | Removable modular (1 battery with option of 2 for 4.0   2 batteries for 8.5 ) |   |
|  | <b>Charger</b>        | Onboard   |   |
|  | <b>Charging cable</b> | Integrated, household plug  |   |
|  | <b>Passengers</b>     | 2   |   |
|  | <b>Seat</b>           | Foldable  |   |

### Accessories



Pro Handscover



Standard trunk support

### Styling



Frame: black

Plastic: antrhite


Seat: Brown

Tyres: all-terrain

| GEN                   | Tracker 4.0  |                                   |                                  | Tracker 8.5   |                                   |                                  |
|-----------------------|--|-----------------------------------|----------------------------------|---|-----------------------------------|----------------------------------|
| Motor                 | ESM (Electric excited Synchronous Motor)   |                                   |                                  |   |                                   |                                  |
| Power                 | 4 kW   |                                   |                                  | 8.5 kW  |                                   |                                  |
| Torque                | 43 Nm  |                                   |                                  |   |                                   |                                  |
| Cooling               | Air  |                                   |                                  |   |                                   |                                  |
| Max. speed            | 45 km/h  |                                   |                                  | 110 km/h  |                                   |                                  |
| Range                 | Efficient driving - 35Wh/km: 60km (2 batteries 120km) / Normal driving- 42Wh/km: 50km (2 batteries: 100km) |                                   |                                  | Efficient driving - 35Wh/km: 120km Normal driving - 50Wh/km: 85km |                                   |                                  |
| Battery               | Li-Ion removable   |                                   |                                  |   |                                   |                                  |
| Battery capacity      | 2,4kWh (1 battery)<br>Optional: 4,8kWh (2 batteries)   |                                   |                                  | 4,8kWh (2 batteries)  |                                   |                                  |
| Recharge              | Standard mode 4.5 h (100%)<br>Fast charge: 1.8 h (50%)   |                                   |                                  | Standard mode: 4.5 h (100%)<br>Fast charge: 1.8 h (50%)           |                                   |                                  |
| BMS                   | Integrated   |                                   |                                  |   |                                   |                                  |
| Charger               | Onboard (optional external charger)  |                                   |                                  |   |                                   |                                  |
| Charging cable        | Integrated, householding block   |                                   |                                  |   |                                   |                                  |
| Frame                 | Tubular double block Ø40 mm  |                                   |                                  |   |                                   |                                  |
| Swingarm              | Double arm   |                                   |                                  |   |                                   |                                  |
| Transmission          | Double stage belt-chain  |                                   |                                  |   |                                   |                                  |
| Front suspension      | Inverted Ø41. Travel 90 mm   |                                   |                                  |   |                                   |                                  |
| Rear suspension       | Single dumper. Travel 90mm   |                                   |                                  |   |                                   |                                  |
| Front brake           | Flower type brake disc Ø280 mm. 4 pistol radial mount  |                                   |                                  |   |                                   |                                  |
| Rear brake            | Flower type brake disc Ø220 mm. Floating caliper   |                                   |                                  |   |                                   |                                  |
| Parking brake         | No   |                                   |                                  |   |                                   |                                  |
| Tyres                 | 100/80-17<br>& 130/70-17<br>Road   | 100/80-17<br>& 130/70-17<br>Mixed | 100/80-17<br>& 130/70-17<br>Road | 100/80-17<br>& 130/70-17<br>Road                                  | 100/80-17<br>& 130/70-17<br>Mixed | 100/80-17<br>& 130/70-17<br>Road |
| Access height         | 520 mm   |                                   |                                  |   |                                   |                                  |
| Seat height           | 785 mm   |                                   |                                  |   |                                   |                                  |
| Maximum width         | 835 mm   |                                   |                                  |   |                                   |                                  |
| Distance between axis | 1400 mm  |                                   |                                  |   |                                   |                                  |
| Weight                | 138 kg   |                                   |                                  | 150 kg  |                                   |                                  |
| Passengers            | 2  |                                   |                                  | 2   |                                   |                                  |
| Folding seat          | Sì   |                                   |                                  |   |                                   |                                  |
| Mirrors               | Wide visibility suitable for large volume trunk  |                                   |                                  |   |                                   |                                  |
| Lighting              | Led  |                                   |                                  |   |                                   |                                  |
| Display               | Digital monochrome with automatic brightness control   |                                   |                                  |   |                                   |                                  |

| Reference       | Brand         | Model | Engine | Version        | Category | Color  | Battery                   |
|-----------------|---------------|-------|--------|----------------|----------|--|---------------------------|
| N0002.11.360-00 | RIEJU<br>NUUK | GEN   | 4.0    | <b>Tracker</b> | L1e      | NE/BK<br> | 2.4 kWh [1 x GEN1 C5] Ext |
| N0002.31.460-00 | RIEJU<br>NUUK | GEN   | 8.5    | <b>Tracker</b> | L3e      | NE/BK<br> | 4,8 kWh [2 x GEN1 C5] Ext |

**RIEJU**



**NUUK**

[www.nuukmobility.com](http://www.nuukmobility.com)